


# INSERT+1


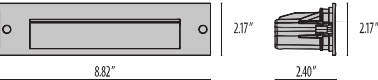


- Recessed wall steplight series. Fixtures consist of:
- Multi-step powder-coat painting process, optimized against UV rays and corrosion.
  - Copper-free precision die-cast aluminum housing and ring/faceplate.
  - Frosted, flat, tempered silk-screened soda-lime glass diffuser.
  - Custom molded, anti-aging gasket(s).
  - Stainless steel external hardware.
  - Custom MCPCB utilized to maximize heat dissipation and promote a long LED life.
  - IESNA Type III light distribution.
  - Input voltage: 120-277 V (50 / 60 Hz), integral driver.
  - Pre-wired factory sealed cable for external electrical connection included.
  - Consult factory for dimming options, custom finishes (please specify RAL color), and non-cataloged CCT (Kelvin) options.
  - Consult factory for custom pre-wired factory sealed cable length options.
  - Stainless steel recessed rough-in kit can be ordered separately.
  - Optional INSERT+ 1 marine-grade, polished, brass faceplate suitable for coastal applications available (ordered separately).
  - Product meets Buy American Act requirements within ARRA.
  - 5-year warranty.
  - Marine Grade finish.
  - Suitable for Natatorium applications.



## FINISHES

- AN-96 / Iron gray / Textured
- GR-94 / Aluminum metallic / Textured
- WH-87 / White / Textured
- BK-81 / Black / Textured
- RB-10 / Iron rust / Textured



Lumen Output	27K	3K	35K	4K	5K	6K
Insert+1	238	250	262	275	287	299

7W Max Wattage

INSERT+  
1

Scan here  
for installation  
instructions



# Order Guide - Insert+1



Order code example

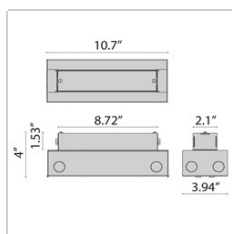
IN1-7-AM-3K-NA

IN1-

Wattage	Finish	Kelvin	Voltage	Controls	Accessories
<b>7</b> 7 watt (max)  <b>XX</b> Specify Wattage Must be below max	<b>AM</b> Aluminum Metallic  <b>IG</b> Iron Gray  <b>IR</b> Iron Rust  <b>BK</b> Textured Black  <b>WH</b> Textured White  <b>CC</b> Custom Color  <b>BR</b> Marine Brass	<b>27K</b> 2700k  <b>3K</b> 3000k  <b>35K</b> 3500k  <b>4K</b> 4000k  <b>5K</b> 5000k  <b>65K</b> 6500k  <b>RED</b> Static Red  <b>GRN</b> Static Green  <b>BLU</b> Static Blue  <b>AMB</b> Static Amber  <b>RGBW</b> RGBW See below for control details	<b>UNV</b> 120-277V	<b>NA</b> Non Dimming  <b>0-10V</b> 0-10V Dimming  <b>ELV</b> ELV Dimming	<b>ADP</b> Retrofit adaptor plate Goof Ring  <b>TP</b> Tamper Proof hardware  <b>RDR</b> Remote driver, please specify if 0-10V or ELV dimming is required

## INCLUDED ACCESSORIES

### INSERT+



310485  
ROUGH-IN

Performance in Lighting reserves the right to make all necessary changes without prior notice.

Performance in Lighting - 2621 Keys Pointe - Conyers, Georgia 30013 - USA - voice 770.822.2115 - info.usa@pil.lighting  
www.performanceinlighting.com

Revision 09  
02/24

# REMOTE RGBW ACCESSORIES

ONLY SUITABLE FOR RGBW LIGHTING

## Power Supply



**17433**  
Kit driver 48V



**17096**  
Kit driver 48V WP


## RF Controls



**3104173**  
RGBW RF controller 4 channel  
(0.35A each CH)



**31041730**  
RGBW RF controller WP 4 channel  
(0.35A each CH)



**310429**  
RGBW hand held remote

## DMX Controls



**178973**  
RGBW DMX enabler/decoder 4  
channel (0.35A each CH)



**1789730**  
RGBW DMX enabler/decoder WP 4  
channel (0.35A each CH)



**11015**  
Terminating Resistor



**110150**  
Terminating Resistor WP